



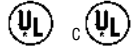
QLW-MONITOR MOUNT

Quick Link® Wall Models

SPECIFICATION DATA

DA-LITE SCREEN COMPANY, INC.
 3100 North Detroit Street
 Post Office Box 137
 Warsaw, Indiana 46581-0137
 Phone: 574-267-8101
 800-622-3737
 Fax: 574-267-7804
 Toll Free Fax: 877-325-4832
 www.da-lite.com
 e-mail: info@da-lite.com

SUGGESTED SPECIFICATIONS: Da-Lite/Advance Quick Link® wall mount Model **QLW** _____ shall be mounted where indicated on plans. The mount shall be a fabricated mild steel design and consist of a single support arm, Quick Link® pivot assembly, adjustable frame assembly, and center support tray. The mount support arm shall be formed from 1/2" x 2" x 11-gauge rectangular steel tubing. It shall suspend the pivot assembly at a location 21" from the wall. The Quick Link® pivot assembly shall be a MIG welded assembly fabricated from 3/8" thick bar, 1 1/2" diameter rod, 3/8" diameter alloy steel bolt, 5/8" nut, 5/8" vibration-resistant lock washer, 1/4" thick washer, and 1 1/2" NPT steel half pipe coupler. It shall connect to the adjustable frame assembly and allow it to swivel 360° and tilt forward 0° through 30°. The adjustable frame assembly shall consist of one 11-gauge hanger and five formed interconnecting 14-gauge channels. The 14-gauge center support tray shall have a minimum 1/2" formed lip to restrict monitor travel. Mount packages shall be UL / C-UL listed and comply to UL 1678 to safely hold a _____ inch diagonal screen TV/monitor to _____ wall construction with 3/8" diameter fasteners. A wall bracket may be required for compliance to the UL standard. The wall bracket shall be fabricated from two 1 1/4" x 14-gauge square steel tubes joined to an 11-gauge steel channel by MIG welding. Mount assemblies shall have a commercial powder coat black finish. All tubing shall be finished with black end closures and shall conceal all 3/8" diameter attachment hardware.



To comply with the UL load test standard of at least four times the monitor's weight, the fasteners used to install the mount or wall bracket shall be selected from the following options:

- 3/8" x 2 1/2" hex head lag screws for wood stud structural walls
- 3/8"-16 Hollow Set Drop-In with hex head cap screws for solid concrete structural walls
- 3/8"-16 Toggle® with hex head cap screws for hollow concrete block and steel stud structural walls

Specification Data

Model	Diagonal Screen Size	Frame Opening Width	Frame Opening Height
QLW-1622	19" - 21"	16" - 21 1/4"	16 1/2" - 22 1/2"
QLW-2128	25" - 27"	21 3/4" - 29 1/4"	18 1/4" - 24 1/4"
*QLW-2329	25" - 29"	21 3/4" - 29 1/4"	16 1/2" - 22 1/2"
QLW-2532	27" - 32"	25 3/4" - 33 1/4"	24 1/4" - 30 1/4"
*QLW-2937	29" - 35"	28 3/4" - 36 1/4"	20 1/4" - 26 1/4"
QLW-2935	32" - 35"	28 3/4" - 36 1/4"	26 1/4" - 32 1/4"
*QLW-3543	36" - 42"	34 3/4" - 42 1/4"	26 1/4" - 32 1/4"

*Wide Aspect Model

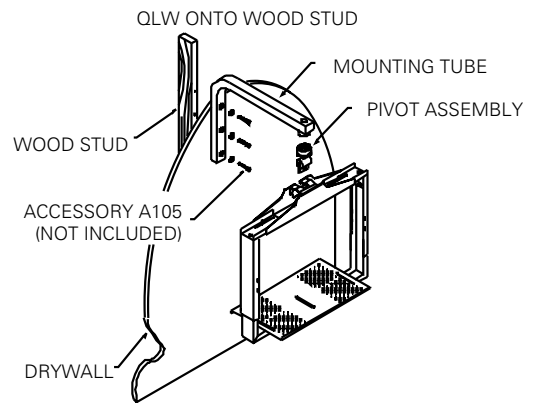
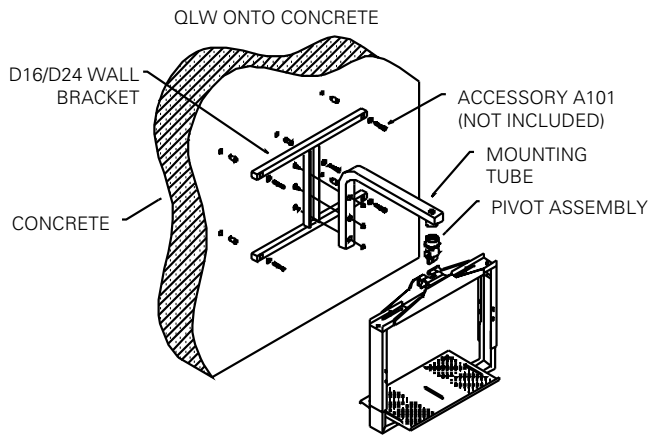
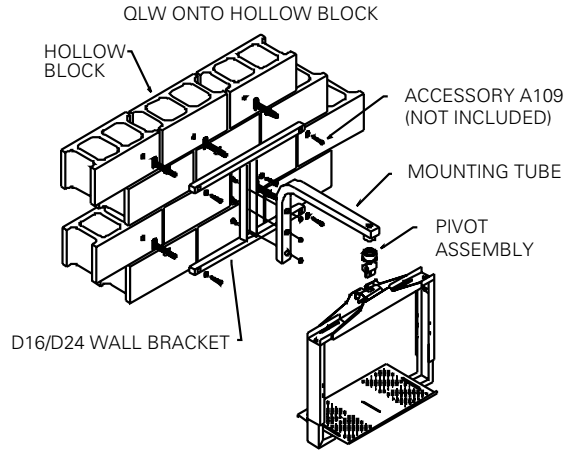
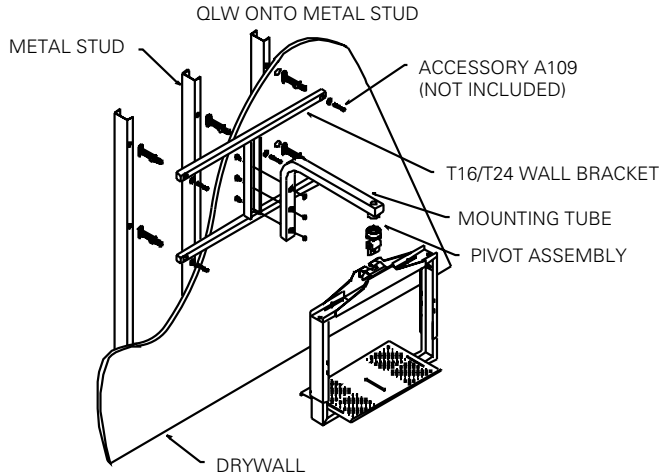
Maximum TV/monitor weight for UL 1678 compliance using proper 3/8" diameter fasteners

Model	Concrete, concrete block and wood stud wall construction							Steel stud
	Single Wall Arm Only	Use With D16 or D24	Use With T16 or T24 On Wood Studs	Use With T16 or T24 On Concrete/Concrete Block	Use With DWA16 or DWA24	Use With WCB16 On Wood Studs	Use With WCB16 On Concrete/Concrete Block	Use With T16 or T24
QLW-1622	150 lbs.	200 lbs.	200 lbs.	240 lbs.	300 lbs.	125 lbs.	150 lbs.	200 lbs.
QLW-2128	150 lbs.	200 lbs.	200 lbs.	240 lbs.	300 lbs.	125 lbs.	150 lbs.	200 lbs.
QLW-2329	150 lbs.	200 lbs.	200 lbs.	240 lbs.	300 lbs.	-	150 lbs.	200 lbs.
QLW-2532	150 lbs.	200 lbs.	200 lbs.	240 lbs.	300 lbs.	-	150 lbs.	200 lbs.
QLW-2937	-	200 lbs.	200 lbs.	240 lbs.	300 lbs.	-	-	200 lbs.
QLW-2935	-	200 lbs.	200 lbs.	240 lbs.	300 lbs.	-	-	200 lbs.
QLW-3543	-	-	-	240 lbs.	300 lbs.	-	-	-

Optional Mount Accessories:

- | | | | |
|----------------------------------|---|-----------------------------------|--|
| <input type="checkbox"/> VP-2Q | Video Player Mount (single DVD/VCR mount) | <input type="checkbox"/> WCB16 | Corner Wall Bracket |
| <input type="checkbox"/> VP-STK | Video Player Mount (double DVD/VCR mount) | <input type="checkbox"/> WMSWP-16 | Wall Plate (pre-construction stud span plate) |
| <input type="checkbox"/> VP-LK | Video Player Mount Lock Kit | <input type="checkbox"/> WMSWP-24 | Wall Plate (pre-construction stud span plate) |
| <input type="checkbox"/> A101 | Hardware Kit Solid Concrete | <input type="checkbox"/> D16 | Wall Bracket (two fasteners on 16" centers) |
| <input type="checkbox"/> A105 | Hardware Kit Wood Stud | <input type="checkbox"/> D24 | Wall Bracket (two fasteners on 24" centers) |
| <input type="checkbox"/> A109 | Hardware Kit Steel Stud, Hollow Concrete Block | <input type="checkbox"/> T16 | Wall Bracket (three fasteners on 16" centers) |
| <input type="checkbox"/> A151 | OSHPD Concrete Wall Hardware Kit - D16 or DWA16 | <input type="checkbox"/> T24 | Wall Bracket (three fasteners on 24" centers) |
| <input type="checkbox"/> A153 | OSHPD Wood Stud Wall Hardware Kit - WMSWP-16 or WMSWP-24 | <input type="checkbox"/> DWA16 | Double Wall Arm Bracket (two fasteners on 16" centers) |
| <input type="checkbox"/> A155 | OSHPD Wood Stud Wall Hardware Kit - D16, D24, DWA16 or DWA24 | <input type="checkbox"/> DWA24 | Double Wall Arm Bracket (two fasteners on 24" centers) |
| <input type="checkbox"/> A159 | OSHPD Metal Stud Wall Hardware Kit - DWA16, DWA24, WMSWP-16 or WMSWP-24 | | |
| <input type="checkbox"/> SM-1624 | OSHPD Metal Stud Wall Hardware Kit - D16 or D24 | | |

WALL MOUNT INSTALLATION OPTIONS: UNIVERSAL CONSTRUCTION WALL BRACKETS OR MOUNTING TUBE



WALL MOUNT INSTALLATION OPTIONS: CONSTRUCTION SPECIFIC ACCESSORIES

