



# ADVANTAGE<sup>®</sup> MANUAL with CSR

## CONTROLLED SCREEN RETURN

DA-LITE SCREEN COMPANY, INC.  
3100 North Detroit Street  
Post Office Box 137  
Warsaw, Indiana 46581-0137  
Phone: 574-267-8101  
800-622-3737  
Fax: 574-267-7804  
Toll Free Fax: 877-325-4832  
www.da-lite.com  
e-mail: info@da-lite.com

### SPECIFICATION DATA

**SUGGESTED SPECIFICATIONS:** \_\_\_\_\_ projection screen(s), \_\_\_\_\_ (H) x \_\_\_\_\_ (W), recessed ceiling mounting type. To have surface with black masking borders standard on flame retardant and mildew resistant fiberglass fabric, mounted on a ball bearing rigid steel spring roller. To be equipped with Controlled Screen Return (CSR) to control the return speed of the screen surface back into the case. Fabric to be permanently attached to roller. Top, front, and back of case to be made of extruded aluminum. End caps to be of heavy gauge steel. Bottom of case to have a removable access door. Entire case to be powder coated white. Bottom of case to be self-trimming, with a built-in flange around the bottom of the case. Bottom of screen shall be formed into pocket holding tubular metal slat. A steel pull bail shall be attached to the slat. Heavy-duty plastic caps shall protect the ends of the slat. Metal bumper stops shall be built into the case to prevent slat wedging inside case. A 6' pull cord with plastic knob is included. Roller mounting brackets to be adjustable to allow centering or offsetting the screen within the case. Suitable for use in environmental air space in accordance with section 300-22 (c) of the National Electric Code, and sections 2-128, 12-010 (3) and 12-100 of the Canadian Electrical Code, part 1, CSA C22.1.

#### VIDEO (NTSC 4:3) FORMAT DIMENSIONS

Viewing Area		Nominal Diagonal		Overall Length of Case (does not include flange)		Approx. Ship. Wt.	
H x W	Cm	In.	Cm	In.	Cm	Lbs.	Kg
43" x 57"	109 x 145	72"	183	65 <sup>1</sup> / <sub>2</sub> "	166	60	27.2
50" x 67"	127 x 170	84"	213	75 <sup>1</sup> / <sub>2</sub> "	192	65	29.5
57" x 77"	145 x 196	96"	244	89 <sup>1</sup> / <sub>2</sub> "	227	77	34.9
60" x 80"	152 x 203	100"	254	89 <sup>1</sup> / <sub>2</sub> "	227	77	34.9
69" x 92"	175 x 234	120"	305	101 <sup>1</sup> / <sub>2</sub> "	258	89	40.4
87" x 116"	221 x 295	150"	381	125 <sup>1</sup> / <sub>2</sub> "	319	100	45.4
105" x 140"	267 x 356	180"	457	149 <sup>1</sup> / <sub>2</sub> "	380	106	48.1
120" x 160"	305 x 406	200"	508	169 <sup>1</sup> / <sub>2</sub> "	430	123	55.8

#### HDTV (16:9) FORMAT DIMENSIONS

Viewing Area		Nominal Diagonal		Overall Length of Case (does not include flange)		Approx. Ship. Wt.	
H x W	Cm	In.	Cm	In.	Cm	Lbs.	Kg
45" x 80"	114 x 203	92"	234	89 <sup>1</sup> / <sub>2</sub> "	227	75	34.0
52" x 92"	132 x 234	106"	269	101 <sup>1</sup> / <sub>2</sub> "	258	88	39.9
54" x 96"	137 x 244	110"	279	105 <sup>1</sup> / <sub>2</sub> "	268	89	40.4
58" x 104"	147 x 264	119"	302	113 <sup>1</sup> / <sub>2</sub> "	288	95	43.1
65" x 116"	165 x 295	133"	338	125 <sup>1</sup> / <sub>2</sub> "	319	98	44.5
78" x 139"	198 x 353	159"	404	149 <sup>1</sup> / <sub>2</sub> "	380	104	47.2

#### 16:10 WIDE FORMAT DIMENSIONS

Viewing Area		Nominal Diagonal		Overall Length of Case (does not include flange)		Approx. Ship. Wt.	
H x W	Cm	In.	Cm	In.	Cm	Lbs.	Kg
50" x 80"	127 x 203	94"	239	89 <sup>1</sup> / <sub>2</sub> "	227	75	34
60" x 96"	152 x 244	113"	287	105 <sup>1</sup> / <sub>2</sub> "	268	89	40.4
69" x 110"	175 x 279	130"	330	119 <sup>1</sup> / <sub>2</sub> "	304	97	44
87" x 139"	221 x 353	164"	417	149 <sup>1</sup> / <sub>2</sub> "	380	104	47.2

#### SQUARE FORMAT DIMENSIONS

Sizes		Overall Length of Case (does not include flange)		Approx. Ship. Wt.	
H x W	Cm	In.	Cm	Lbs.	Kg
60" x 60"	152 x 152	65 <sup>1</sup> / <sub>2</sub> "	166	61	27.7
70" x 70"	178 x 178	75 <sup>1</sup> / <sub>2</sub> "	192	68	30.8
84" x 84"	213 x 213	89 <sup>1</sup> / <sub>2</sub> "	227	79	35.8
6' x 8'	183 x 244	101 <sup>1</sup> / <sub>2</sub> "	258	89	40.4
8' x 8'	244 x 244	101 <sup>1</sup> / <sub>2</sub> "	258	91	41.3
7' x 9'	213 x 274	113 <sup>1</sup> / <sub>2</sub> "	288	96	43.5
9' x 9'	274 x 274	113 <sup>1</sup> / <sub>2</sub> "	288	97	44.0
8' x 10'	244 x 305	125 <sup>1</sup> / <sub>2</sub> "	319	100	45.4
10' x 10'	305 x 305	125 <sup>1</sup> / <sub>2</sub> "	319	102	46.3
9' x 12'	274 x 366	149 <sup>1</sup> / <sub>2</sub> "	380	106	48.1
12' x 12'	366 x 366	149 <sup>1</sup> / <sub>2</sub> "	380	119	54.0

Overall case length dimensions  $\pm 1/8"$ .  
Detail dimensional drawings and installation instructions available upon request.

Specifications subject to change without notice.  
Custom formats and sizes available upon request.

**Matte White:** Horizontal seam required when both dimensions exceed 10'.






**Video Spectra 1.5 and High Contrast Matte White:** Available in sizes where both dimensions do not exceed 8'.

**High Power®:** Available in sizes up to 9' x 12'. Horizontal seam required when both dimensions exceed 6'.

**WHEN ORDERING, MARK APPROPRIATE SELECTIONS:**

Select size from charts above.

**Select viewing surface:**

- Matte White 
- High Contrast Matte White 
- Video Spectra 1.5 
- High Power® 
-  Greenguard® and Greenguard® Children and Schools Certified.

**Optional Accessories:**

- Extra Drop available to lower picture area more than normal. Specify total drop at top \_\_\_\_ (black or white) or at bottom \_\_\_\_ (black or white). 13' maximum total surface height including picture area.
- No Borders (Black masking borders standard).
- Pull Rod - 38".

Project:	_____
Architect:	_____
Phone:	_____
Contractor:	_____
Phone:	_____
Supervisor:	_____
Phone:	_____
Supplier:	_____
Date:	_____
Revised:	_____

## ADVANTAGE® MANUAL WITH CSR SUGGESTED METHODS OF INSTALLATION

