

SENIOR ELECTROL®

Wall or Ceiling Mounted or Ceiling Recessed Electric Projection Screen

When ordering, make appropriate selections:

1. Select size from charts at the lower right.

2. Select viewing surface:

- Matte White
- Video Spectra 1.5
- High Power
- GREENGUARD® and GREENGUARD® Children and Schools Certified.

3. Options:

- Extra Drop available to lower picture area more than normal. Specify total drop at top (black or white) or at bottom (black or white). 20' maximum total surface height including picture area, except 12'x24', where no extra drop is available.
- No borders (Black masking borders standard).
- Single Motor Low Voltage Control (LVC) - external.
- Wireless Remote Control for LVC.
  - Radio Frequency Remote
  - Radio Frequency Range Extender available
  - Infrared Remote
- Key Locking Cover Plate for 120V or LVC switch.
- Key Operated Switch for 120V only (NOTE: Cannot be used with LVC).
- 220 Volt (50 Hz) motor.
- Video Projector Interface Control - external.
- External SCB-100 - RS-232 Serial Control Board
- NET-100 Ethernet-Serial Adapter
- White box (black standard).

DO NOT SEAL IN—ALLOW ACCESS

Recessed installation requires access to motor and screen roller.

FOR EXPOSED INSTALLATION

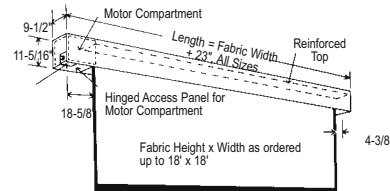
If the screen is to be mounted in an exposed position, it may be covered with finished plywood, veneer paneling, plastic wall covering or a valance.

Detailed dimensional drawings, wiring diagrams and installation instructions available upon request. Specifications subject to change without notice.

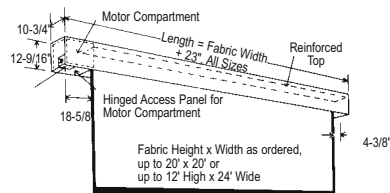


- Heavy-duty screen for exposed or recessed installation.
- Ideal for auditorium, stage or any other large screen application.

FOR SCREENS UP TO 18' X 18'



FOR SCREENS 20' AND LARGER IN HEIGHT OR WIDTH



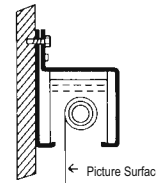
SUGGESTED SPECIFICATIONS:

\_\_\_\_\_ projection screen(s), \_\_\_\_\_ (H) x \_\_\_\_\_ (W), electrically operated 120 volt AC (60 Hz) not more than 2.2 amp. Three wire quick reversal motor to be especially designed for the purpose, to be ball bearing and oiled for life, with automatic thermal overload cutout and integral interlocking gears. To have pre-set but adjustable limit switches to automatically stop screen fabric in the "up" and "down" position. Stop action to be positive to prevent coasting. Rigid metal roller at least 3" in diameter (to be used on screens 12' and under in width), 5 3/4" in diameter (on screens 14'-18' in width) or 7" in diameter (on screens where either height or width equal or exceed 20'). Roller to be mounted on two heavy duty brackets equipped with self aligning bearings. Screen surface to be flame retardant and mildew resistant with black masking borders standard. Case to be of wood, with double top for extra rigidity and strength. Motor compartment to be metal lined. Case to be finished with a black primer coat, ready to accept final finish by others. Heavy metal brackets shall be supplied for mounting screen to wall or ceiling. To be complete with 3 position control switch with cover plate. Recessed installation requires access to motor. Screen to be listed by Underwriters' Laboratories and CSA.

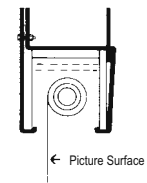


Matte White: Horizontal seam required when both dimensions exceed 16'.  
 Video Spectra 1.5: Available in sizes where both dimensions do not exceed 8'.  
 High Power: Available in sizes up to 9' x 12'. Horizontal seam required when both dimensions exceed 6'.

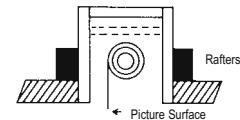
Wall Type Hanger



Ceiling Type Hanger



Recessed Above Ceiling



4:3 VIDEO FORMAT DIMENSIONS (2" standard black drop at top)

Viewing Area H x W	Nominal Diagonal	Overall Case Length	Approx. Shipping Wt. Lbs.
50" x 67"	84"	93"	133
60" x 80"	100"	107"	146
69" x 92"	120"	119"	156
87" x 116"	150"	143"	192
105" x 140"	180"	167"	246
123" x 164"	210"	191"	343
141" x 188"	240"	215"	398

16:9 HDTV FORMAT DIMENSIONS (2" standard black drop at top)

Viewing Area H x W	Nominal Diagonal	Overall Case Length	Approx. Shipping Wt. Lbs.
45" x 80"	92"	107"	154
52" x 92"	106"	119"	162
54" x 96"	110"	123"	168
58" x 104"	119"	131"	173
65" x 116"	133"	143"	188
78" x 139"	159"	167"	195
92" x 164"	188"	191"	343
106" x 188"	216"	215"	384
119" x 212"	243"	239"	398
133" x 236"	271"	263"	838

SQUARE FORMAT DIMENSIONS

(screens with ^ have 2" standard black drop at top)

Sizes H x W	Overall Case Length	Approx. Shipping Wt. Lbs.
50" x 50"	73"	122
60" x 60"	83"	128
70" x 70"	93"	133
84" x 84"	107"	146
6' x 8'^A	119"	156
8' x 8'	119"	158
7' x 9'^A	131"	173
9' x 9'^A	131"	176
8' x 10'^A	143"	192
10' x 10'^A	143"	195
9' x 12'^A	167"	246
12' x 12'	167"	251
10'6" x 14'^A	191"	343
14' x 14'	191"	350
12' x 16'^A	215"	384
16' x 16'	215"	394
13'6" x 18'	239"	398
18' x 18'	239"	411
15' x 20'^A	263"	838
20' x 20'	263"	858
12' x 24'	311"	1011

Overall case length dimensions ±1/4".

Note: Custom formats and sizes available upon request.